



LINE ARRAY SPEAKER SYSTEMS TYPE H



***Slim Line Array Speakers with Clear,
Well-focused Sound Enhancement***

Slim and stylish TOA Type H Line Array Speakers provide high-quality audio for a wide variety of venues




TOA Type H Line Array Speakers come with such sound-enhancing benefits as clear sound, excellent directionality of focus on the listening area, and transmission of clear, even sound over a distance, thanks to a low degree of sound attenuation.


These speakers are well-suited for medium-sized mainly speech applications where clear, uniformly dispersed sound that is audible at a distance is essential, such as conference centers, houses of worship and railway stations, or venues with highly reflective interior surfaces.

The Type H consists of four models, in short or long lengths and straight or curved variations. The short models contain 9 vertically connected 7-cm full-range speaker units, while the taller long models come with 18 speaker units. Both lengths work to provide high-quality sound even when an equalizer is not used.


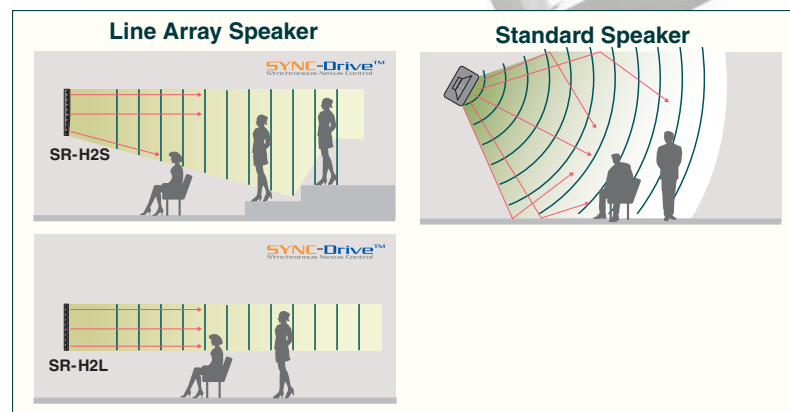
The speaker units come in a slim, energy-efficient and cost-effective design, with a body that is narrower than earlier versions, so they are well-suited to a wide range of venue interiors.



SR-H2L SR-H2S



SR-H3L SR-H3S



SR-H3L

84mm



Line Array Speakers ensure cost-efficient, wide venue and decor range.



Outstanding Sound Quality

- Sync-Drive (Synchronous Nexus Control) technology keeps the audio in phase with its source at the speakers to create an ideal linear sound source.
- Line array configuration of speakers works to produce clear sound with reduced attenuation over distance.
- Speakers are reflection-free and feedback resistant.
- Speakers are designed for optimally precise directivity of sound, especially horizontal directivity, so the audio dispersion can be more accurately focused at the targeted area.
- Curved speaker models rely on a hyper-clothoid concept curved array that ensures improved horizontal dispersion.



Application Versatility

- Selection among four models is possible, enabling more extensive customization of the listening area.
- Most applications are fully covered by no-extension (one cabinet) set-ups, but up to two units can be connected when an expanded vertical coverage area is suitable.
*Straight type only
- Attractive & narrow 84mm design is thinner than earlier similar units, allowing speakers to fit in well with the interior decor of the venue.

Space/Energy Efficient Design

- Energy-efficient line array configuration requires less input power to deliver required output.
- High-quality sound reproduction even when an equalizer is not used.
- Fully effective operation is possible without additional amplification equipment, saving space and adding to the unit's cost effectiveness.

Easy & Flexible Installation

- A wide variety of optional mounting brackets is available, for wall-mounting, rigging, and stand mounting the Type H speakers.
- Removable input terminal connectors make hook-ups easier and less cumbersome.
- For high-impedance operation, an optional matching transformer MT-S0301 is available.



For Applications Requiring Water-proof or 2-way Speaker Models

Type S Line Array Speaker

TOA Type S Line Array Speakers are 2-way line array speaker models, each with 8 10-cm woofers and 24 high-frequency drivers, installed vertically to create a continuous linear sound source that resists attenuation over distance.

TOA created Type S Line Array speakers for use in larger venues where clear sound needs to be carried over a long distance. The Type S speaker lineup also includes a waterproof model, to enable a wider range of applications.

SR-S4L/S4LWP



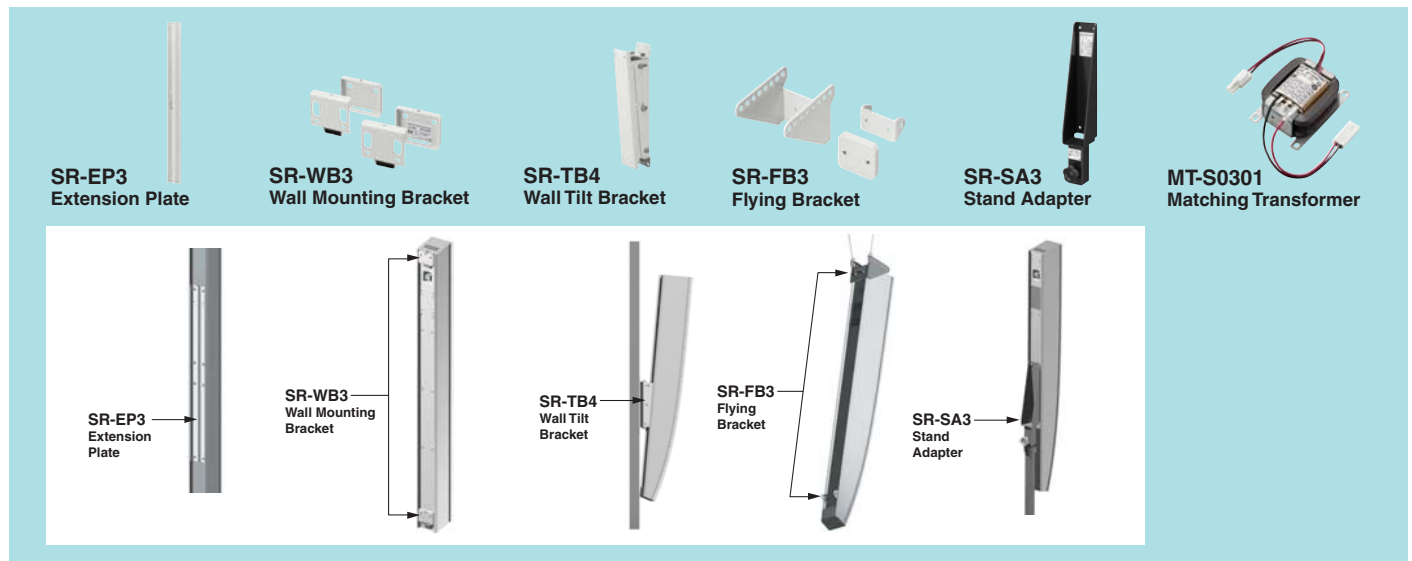
SR-S4S/S4SWP

TOA makes both Type S and Type H speaker lineups available, to allow users to select the speaker model that best suits their particular application requirements.

SPECIFICATIONS


TYPE H	SR-H2L	SR-H2S	SR-H3L	SR-H3S
Enclosure	Bass-reflex type			
Power Handling Capacity	Continuous program: 180W		Continuous program: 360W	
Rated Impedance	8Ω			
Sensitivity (1W, 1m equivalent measured at 4m)	92dB	90dB	95dB	92dB
Frequency Response	80 – 18,000Hz (when using optional Digital processor)	90 – 17,000Hz (when using optional Digital processor)	110 – 18,000Hz (when using optional Digital processor)	90 – 17,000Hz (when using optional Digital processor)
Directivity Angle	Horizontal: 90° Vertical: 0° (within the range of speaker height)	Horizontal: 90° Vertical: 20°	Horizontal: 90° Vertical: 0° (within the range of speaker height)	Horizontal: 90° Vertical: 20°
Speaker Component	7cm (2.8") cone-type × 9		7cm (2.8") cone-type × 16	
Input Connector	Removable input connector			
Finish	Enclosure: MDF, white, urethane paint Front grille: Punched steel plate, white, acrylic paint			
Dimensions	84 (W) × 668.4 (H) × 115 (D)mm (3.31" × 26.31" × 4.53")	84 (W) × 663.4 (H) × 115 (D)mm (3.31" × 26.12" × 4.53")	84 (W) × 1186.4 (H) × 115 (D)mm (3.31" × 46.71" × 4.53")	84 (W) × 1177.2 (H) × 157 (D)mm (3.31" × 46.35" × 6.18")
Weight	4.4kg (9.7 lb)	4.2kg (9.26 lb)	7.6kg (16.75 lb)	7.9kg (17.42 lb)
Option	Extension plate: SR-EP3, Wall mounting bracket: SR-WB3, Wall tilt bracket: SR-TB3, Flying bracket: SR-FB3, Speaker stand adapter: SR-SA3, Speaker stand: ST-33B, Matching transformer: MT-S0301, Digital processor: DP-0206			

OPTIONAL ACCESSORIES



TYPE S SPECIFICATIONS

	SR-S4L	SR-S4LWP	SR-S4S	SR-S4SWP
Enclosure	Bass-reflex type	Sealed type	Bass-reflex type	Sealed type
Power Handling Capacity	Continuous program: 600W (single amp mode) / Low 240W, High 240W (biamp mode)			
Rated Impedance	8Ω (single amp mode) / Low 8Ω, High 8Ω (biamp mode)			
Sensitivity (1W, 1m)	94dB		93dB	
Frequency Response	70 – 20,000Hz (when using the optional DP-0206 Digital processor)			
Crossover Frequency	3,500Hz			
Directivity Angle	Horizontal: 90° Vertical: 0° (within the range of speaker height)		Horizontal: 90° Vertical: 10°	
Speaker Component	Low frequency: 10cm (4") cone-type × 8 High frequency: 2.5cm (1") balanced dome-type × 24			
Dust/Water Protection	—	IPX4	—	IPX4
Finish	Enclosure: MDF, white, paint Front grille: Punched steel plate, white, acrylic paint	Plywood, white, urethane coating Punched stainless steel (SUS304), white, paint	MDF, white, paint Punched steel plate, white, acrylic paint	Plywood, white, urethane coating Punched stainless steel (SUS304), white, paint
Dimensions	160 (W) × 895 (H) × 255 (D)mm (6.30" × 35.24" × 10.04")		160 (W) × 892 (H) × 303 (D)mm (6.30" × 35.12" × 11.93")	
Weight	16kg (35.27 lb)			



Human Society with
Sound & Communication

TOA Corporation

www.toa.jp

Specifications are subject to change without notice.
Printed in Japan (0809) 833-52-391-20 u